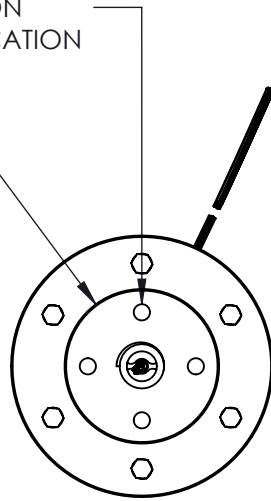


## BXXP WITH DRIVER JUNCTION BOX

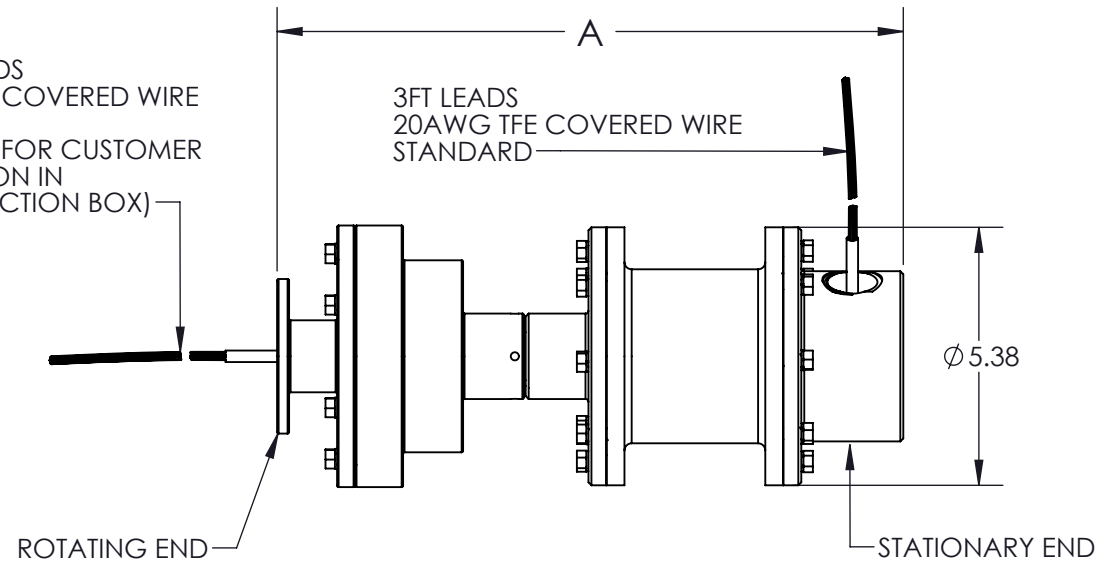
MOUNTING HOLE  
SIZE AND LOCATION  
TO CUSTOMER SPECIFICATION

Ø3.22



NUMBER OF CONDUCTORS	A
2	11.55
4	12.05
6	12.55
8	13.05
10	13.55
12	14.05
16	15.05
20	16.05
24	17.05
30	18.55

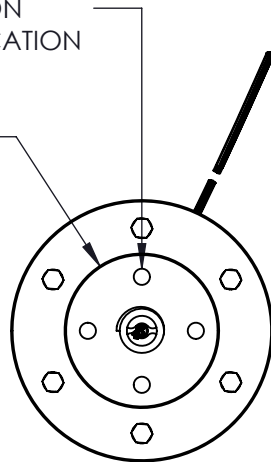
6 INCH LEADS  
20AWG TFE COVERED WIRE  
STANDARD  
(PROVIDED FOR CUSTOMER  
CONNECTION IN  
DRIVER JUNCTION BOX)



## BXXP WITH DRIVER JUNCTION BOX AND TERMINATION POCKET

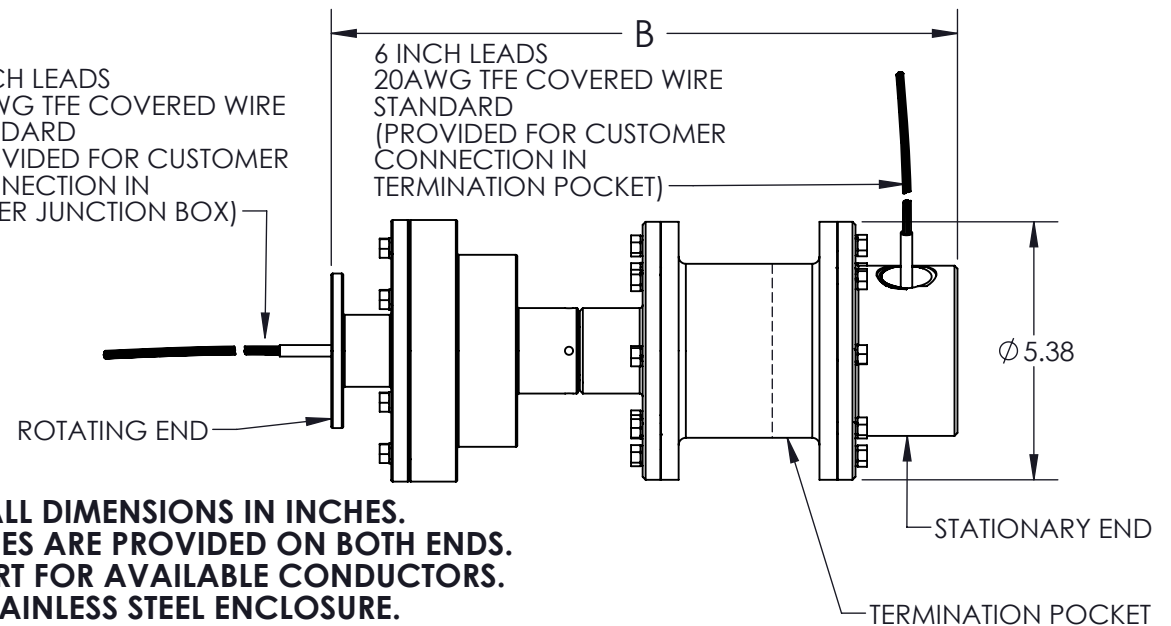
MOUNTING HOLE  
SIZE AND LOCATION  
TO CUSTOMER SPECIFICATION

Ø3.22



NUMBER OF CONDUCTORS	B
2	12.05
4	12.55
6	13.05
8	14.05
10	15.05
12	15.05
16	16.05
20	17.05
24	18.55

6 INCH LEADS  
20AWG TFE COVERED WIRE  
STANDARD  
(PROVIDED FOR CUSTOMER  
CONNECTION IN  
DRIVER JUNCTION BOX)



**ALL DIMENSIONS IN INCHES.  
NPT ENTRIES ARE PROVIDED ON BOTH ENDS.  
SEE CHART FOR AVAILABLE CONDUCTORS.  
STAINLESS STEEL ENCLOSURE.**

**This drawing is proprietary and is the property of IEC Corporation.  
ALL RIGHTS RESERVED**